

# Kit Packing Guide



*United for Change*



**The WHCP/NYHRE Kit Packing Guide** provides instructions on how to pack each of the harm reduction kits that we provide to participants.

This guide is updated regularly to ensure that new kits and supplies are appropriately included.

**Created and maintained by:**

**Sam (Samantha) Santoscoy: [sams@cornerproject.org](mailto:sams@cornerproject.org)**

**L. Synn Stern: [sstern@nyhre.org](mailto:sstern@nyhre.org)**



# TABLE OF CONTENTS



- 1.) Safer Sniffing Kit
- 2.) Safer Crack Smoking Kit
- 3.) Booty Bumping Kit
- 4.) Safer Injection Kit
- 5.) Safer Meth Smoking Kit
- 6.) Abscess Kit
- 7.) Hygiene Kit
- 8.) Period Hygiene Kit
- 9.) Shaving Kit
- 10.) Vitamin C Packet
- 11.) Chore Boy
- 12.) Mouthpiece and Cooker

# SAFER SNIFFING KIT

- Straws (4)
  - Cut straws to ~2.5 inches
  - Use 1 of each color
- Scoop-end straws (2)
  - Cut scoop-end side of straw, leave ~1-1.5 inch attached
  - Use different colors
- Saline rinse (2)
- Alcohol prep pads (2)
- Antiseptic wipes (2)
- Plastic razor blade (1)
- Plastic card (1)
- Water-based lube (1)
- Condom (1)



- Pyrex pipe (1)
- Mouthpiece (1)
- Chore boy (1)
- Lip balm (1)
- Condom (1)
- Water-based lube (1)
- Alcohol prep pads (2)
- Sugar-free gum (2)
- Antiseptic wipes (2)
- Wooden pusher (1)
  - Cut chopstick to be slightly longer than pipe (enough to hold and insert full length)

## How to Prep Chore Boy



1. Unroll chore boy and twist (should be coiled tightly to avoid falling apart)



2. Cut off piece ~1 inch in length



3. Place piece between hands and roll into ball



# BOOTY BUMPING KIT



- Blue tip syringe (25g) (1)
- Cooker (1)
- Antiseptic wipes (2)
- Saline rinse/sterile water (2)
- Water-based lube (1)
- Condom (1)
- Small plastic bag (1)
- 6x8 plastic bag (1)

# SAFER INJECTION KIT

- Syringes (ask supervisor which gauge/cc to pack) (2)
- Small bag with cooker and cotton (2)
  - Insert 2-3 cottons inside cooker
- Sterile water (2)
- Antiseptic wipes (2)
- Alcohol prep pads (2)
- Small bag with gauze and band-aid (1)



- Pyrex bowl (1)
  - Wrap scotch tape around stem end 1-2 times
- Mouthpiece (1)
  - Attach to taped stem end



Insert bowl with mouthpiece back into **foam sleeve**, bowl side first. Use small piece of tape to **close sleeve**.

- Alcohol prep pads (2)
- Antiseptic wipes (2)
- Lip balm (1)
- Q tips (2)

Use **fitpacks** instead of plastic bags for these kits. Fitpacks should have "**Fragile: Glass**" stickers on them. Bowls should be inserted **bowl side first**.





# ABSCCESS KIT



- Saline rinse (3)
- Individually wrapped sterile gauze (3sq inch) (2)
- Antiseptic wipes (2)
- Alcohol prep pads (2)
- Large band-aids (2)
- Small band-aids (2)
- Pair of gloves (1)
- Antibiotic ointment (1)



# HYGIENE KIT



- Hand & body lotion (2)
- Shampoo & conditioner (2)
- Deodorant (2)
- Antiseptic wipes (2)
- Soap bar (1)
- Toothpaste (1)
- Toothbrush (1)
- Comb (1)



# PERIOD HYGIENE KIT



## Kit #1

- Tampons (5)
- Antiseptic wipes (2)

## Kit #2

- Kotex pads (2)
- Panty liners (2)
- Antiseptic wipes (2)

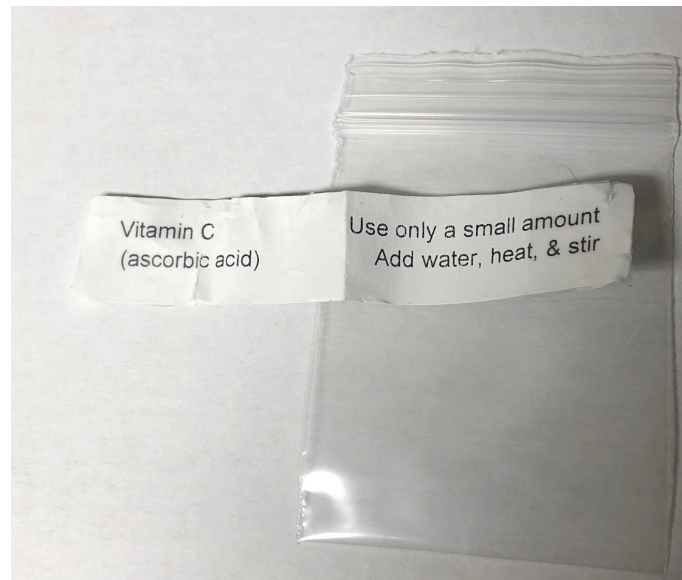


# SHAVING KIT

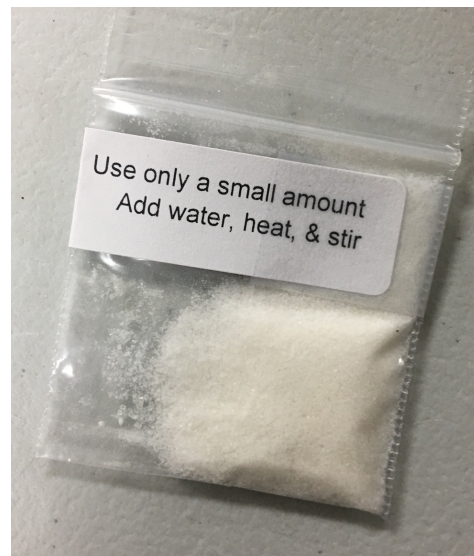


- Razors (2)
- Shaving cream (1)
- Band-aids (2)
- Alcohol prep pads (2)
- Antiseptic wipes (2)

# VITAMIN C PACKETS



**1. Place label on small baggie.**



**2. Add pinch of Vitamin C (quarter-sized).**

# CHORE BOY



**1. Unroll chore boy and twist (should be coiled tightly to avoid falling apart).**




**2. Cut off piece ~1 inch in length.**



**3. Place piece between hands and roll into ball. Seal ball inside small plastic baggie.**

# MOUTHPIECES



Cut mouthpiece right past lip. Cut as cleanly as possible so the end is even. Seal inside small plastic baggie

# COOKERS



Insert 2-3 cottons inside cooker. Seal inside small plastic baggie.



**WHCP & NYHRE**

*United for Change*





# SAFER SMOKING KIT



- Pyrex pipe (1)
  - Chore boy (1)
  - Lip balm (1)
  - Condom (1)
  - Water-based lube (1)
  - Mouthpiece (1)
  - Alcohol prep pads (2)
  - Antiseptic wipes (2)
  - Wooden pusher (1)
- Cut chopstick to be slightly longer than pipe (enough to hold and insert full length)